



District Report Card: 2017


State: Rajasthan	District: Rajsamand
Class: 5	Subject: Language
Schools: 61	Students: 823


Participation/Coverage


Students

<div>GENDER</div> <div></div>	Boys		Girls	
	Number	%	Number	%
	413	50.18	410	49.82

<div>AREA</div> <div></div>	Rural		Urban	
	Number	%	Number	%
	748	90.89	75	9.11

<div>CATEGORY</div> <div></div>	SC		ST		OBC		GEN	
	Number	%	Number	%	Number	%	Number	%
	114	13.85	163	19.81	466	56.62	80	9.72

<div>CWSN</div> <div></div>	LD	VI	HI	S&LD	ID	Oth
	1	3	1	0	4	0

<div>Management</div> <div></div>	Government		Government-aided	
	Number	%	Number	%
	823	100.00	0	0.00

Average Performance of Students in Language (%)

Overall	Gender		Area		Management		Social Group			
	Male	Female	Rural	Urban	Govt.	Aided	SC	ST	OBC	GEN
70.33	70.82	69.84	70.22	71.38	70.33	0.00	72.75	63.84	72.47	67.58

Performance on Learning Outcomes (LOs)

Learning Outcomes	Description	Average Performance(%)
L504	Reads and comprehends independently storybooks, news items/ headlines, advertisements etc.	67.14
L508	Reads text with comprehension, locates details and sequence of events	71.92

Range of Performance of Students who Answered Correctly							
Below 30%		30% - 50%		50% - 75%		Above 75%	
Number	%	Number	%	Number	%	Number	%
40	4.86	99	12.03	320	38.88	364	44.23

Lowest Performing Learning Outcomes (LOs)

- 1 - Reads and comprehends independently storybooks, news items/ headlines, advertisements etc. (67.14)
- 2 - Reads text with comprehension, locates details and sequence of events (71.92)